

PRIVATE & CONFIDENTIAL

নিরীক্ষা প্রতিবেদন  
AUDITORS' REPORT  
OF

**JMI SYRINGES & MEDICAL  
DEVICES LIMITED.**

**7/A, Shantibag  
Dhaka-1217.**

**FOR THE YEAR ENDED DECEMBER 31, 2012**



রহমান মুস্তাফিজ হক এন্ড কোং

**RAHMAN MUSTAFIZ HAQ & CO.**

**CHARTERED ACCOUNTANTS**

**DHAKA**

85, Naya Paltan (3rd Floor)  
Dhaka-1000. Bangladesh.  
Phone : 9357324 (Off.)  
9341389(Res.)  
Mobile : 01199-028165  
01715-853243

**CHITTAGONG**

1745, Sk. Mujib Road (2nd Floor)  
Agrabad C/A, Chittagong, Bangladesh.  
Phone : 2515646  
Mobile : 01711-140769  
01711-396098

**JMI SYRINGES & MEDICAL  
DEVICES LIMITED.  
7/A, Shantibag  
Dhaka-1217.**

**FOR THE YEAR ENDED DECEMBER 31, 2012**

## AUDITORS' REPORT

We have audited the accompanying financial statements of JMI Syringes & Medical Devices Limited ("the Company") which comprise the statement of financial position as at 31 December 2012, and the related statement of comprehensive income, statement of changes in equity and statement of cash flows for the year then ended and a summary of significant accounting policies and other relevant explanatory notes thereon.

### Management's responsibility for the financial statements

Management is responsible for the preparation and fair presentation of these financial statements in accordance with Bangladesh Financial Reporting Standards (BFRSs), and for such internal control as management determines is necessary to enable the preparation of financial statements that are free from material misstatement, whether due to fraud or error.

### Auditors' responsibility

Our responsibility is to express an opinion on these financial statements based on our audit. We conducted our audit in accordance with the Bangladesh Standards on Auditing (BSA). Those standards require that we comply with ethical requirements and plan and perform the audit to obtain reasonable assurance about whether the financial statements are free of material misstatement.

An audit involves performing procedures to obtain audit evidence about the amounts and disclosures in the financial statements. The procedures selected depend on the auditors' judgment, including the assessment of the risks of material misstatement of the financial statements, whether due to fraud or error. In making those risk assessments, the auditor considers internal control relevant to the entity's preparation and fair presentation of the financial statements in order to design audit procedures that are appropriate in the circumstances, but not for the purpose of expressing an opinion on the effectiveness of the entity's internal control. An audit also includes evaluating the appropriateness of accounting policies used and the reasonableness of accounting estimates made by management, as well as evaluating the overall presentation of the financial statements.

We believe that the audit evidence we have obtained is sufficient and appropriate to provide a basis for our audit opinion.

### Opinion

In our opinion, the financial statements prepared in accordance with the Bangladesh Financial Reporting Standards (BFRSs), give a true and fair view of the financial position of JMI Syringes & Medical Devices Limited as at 31 December 2012, and of its financial performance and its cash flows for the year then ended and comply with the Companies Act 1994, the Securities and Exchange Rules 1987 and other applicable laws and regulations.

### We also report that:

- a) we have obtained all the information and explanations which to the best of our knowledge and belief were necessary for the purpose of our audit and made due verification thereof;
- b) in our opinion, proper books of account as required by law have been kept by the Company so far as it appeared from our examination of those books;
- c) the statement of financial position and income statement dealt with by the report are in agreement with the books of account; and
- d) the expenditure incurred were for the purpose of the Company's business.

Dated:  
Dhaka.

16 APR 2013

  
Rahman Mustafiz Haq & Co.  
Chartered Accountants



# JMI Syringes & Medical Devices Ltd.

7/A, Shantibag, Dhaka-1217


## Statement of Financial Position

As at December 31, 2012

<u>Particulars</u>	<u>Notes</u>	<u>31st Dec-2012</u>	<u>31st Dec-2011</u>
<b>Assets</b>			
<b>Non Current Assets</b>		<b>1,058,919,859</b>	<b>630,665,732</b>
Property, Plant & Equipment at WDV	4	1,053,965,246	624,059,581
Deferred Expenses	5	3,051,694	4,068,927
Pre- Operating Expenses	6	1,902,919	2,537,224
<b>Current Assets:</b>		<b>430,876,387</b>	<b>311,464,343</b>
Cash in Hand & at Bank	7	18,872,023	9,054,746
Inventories	8	292,252,445	227,777,831
Advance Deposit & Prepayments	9	5,827,027	5,678,627
Advance Income Tax	10	45,899,731	30,652,315
LC Margin & Immatured LC	11	5,537,086	1,188,202
Bank Guarantee & Earnest Money Security	12	4,754,492	2,980,376
VAT Current A/c		643,233	5,803,866
Accounts Receivable	13	57,090,349	28,328,380
<b>Total Assets</b>	<b>BDT</b>	<b>1,489,796,245</b>	<b>942,130,075</b>
<b>Capital &amp; Liabilities</b>			
<b>Capital</b>		<b>490,657,761</b>	<b>141,110,225</b>
Share Capital	14	110,000,000	110,000,000
Tax Holiday Reserve	15	12,119,070	12,119,070
Revaluation Surplus	4	350,406,456	-
Retained earnings	16	18,132,235	18,991,155
<b>Non Current Liabilities</b>		<b>182,366,331</b>	<b>193,637,139</b>
Project Loan	17	180,682,692	189,153,492
Lease Finance	18	1,683,639	4,483,647
<b>Current Liabilities</b>		<b>816,772,153</b>	<b>607,382,711</b>
Bank Loan for Working Capital	19	260,206,074	425,551,336
Loan from JMI Vaccine Ltd.		501,416,397	121,762,044
Workers Profit Participation Fund	20	1,751,249	1,757,917
Dividend Payable	21	2,134,616	18,598,062
Proposed Dividend	22	11,632,320	-
Accounts Payable	23	25,330,820	30,236,972
Others Payable	24	14,300,677	9,476,380
<b>Total Capital &amp; Liabilities</b>	<b>BDT</b>	<b>1,489,796,245</b>	<b>942,130,075</b>
<b>Net Assets Value Per Share (NAVPS)</b>		<b>44.61</b>	<b>12.83</b>

Accompanying notes form an integral part of these Financial Statements.

As per our separate report of even date annexed.

  
Director

  
Managing Director

  
Rahman Mustafiz Haq & Co.  
Chartered Accountants

Date : **16 APR 2013**  
Place : Dhaka.



# JMI Syringes & Medical Devices Ltd.

7/A, Shantibag, Dhaka-1217

## Statement of Comprehensive Income

For The Year Ended 31st December, 2012

<u>Particulars</u>	<u>Notes</u>	<u>31st Dec -2012</u>	<u>31st Dec -2011</u>
Revenue from Net Sales	25	578,050,158	496,804,636
Less: Cost of Goods Sold	26	395,377,895	341,852,365
<b>Gross Profit</b>		<b>182,672,264</b>	<b>154,952,271</b>
<b>Less: Operating Expenses</b>		<b>58,333,369</b>	<b>48,583,746</b>
Administrative Expenses	27	38,023,097	32,898,146
Marketing, Selling & Distribution Expenses	28	20,310,272	15,685,600
<b>Operating Profit</b>		<b>124,338,895</b>	<b>106,368,525</b>
Less: Financial Expenses	29	(86,655,543)	(70,708,003)
Add: Wastage Sales		744,418	2,907,267
<b>Net Profit before Adjustment</b>		<b>38,427,770</b>	<b>38,567,789</b>
<u>Less: Adjustment ( Written off )</u>		<b>1,651,538</b>	<b>1,651,538</b>
Deffered Expenses	5	1,017,233	1,017,233
Pre-Operating Expenses	6	634,305	634,305
<b>Net income before adjustment of WPPF</b>		<b>36,776,232</b>	<b>36,916,251</b>
Less: Workers Profit Participation Fund	20	1,751,249	1,757,917
<b>Net Profit before adjustment of Income Tax</b>		<b>35,024,983</b>	<b>35,158,334</b>
Less: Income Tax adjustment for the year-2012		22,683,903	23,587,729
<b>Net Profit after Tax</b>		<b>12,341,080</b>	<b>11,570,605</b>
<b>Earning Per Share (EPS)</b>	30	<b>1.12</b>	<b>1.05</b>

Accompanying notes form an integral part of these Financial Statements.

As per our separate report of even date annexed.

  
Director

  
Managing Director

  
Rahman Mustafiz Haq & Co.  
Chartered Accountants

Date : 16 APR 2013  
Place : Dhaka.



# JMI Syringes & Medical Devices Ltd.

7/A, Shantibag, Dhaka-1217

## Statement of Cash Flows


For the year ended 31st December, 2012


Particulars	12/31/2012	12/31/2011
<b>Cash Flow from Operating Activities</b>		
Collection from Customers	549,288,189	497,301,374
Wastage Sales	744,418	2,907,267
Payments to Suppliers and Others	(518,409,953)	(453,244,240)
<b>Net Cash Flow from Operating Activities</b>	<b>31,622,654</b>	<b>46,964,401</b>
<b>Cash Flow from Investing Activities</b>		
Acquisition of Non-Current Assets	(119,966,754)	(311,602,035)
<b>Net Cash Flow from Investing Activities</b>	<b>(119,966,754)</b>	<b>(311,602,035)</b>
<b>Cash Flow from Financing Activities</b>		
Project Loan	(8,470,800)	71,269,325
Lease Finance	(2,800,008)	(2,680,605)
Working Capital Loan	(165,345,262)	164,105,449
Loan from Director & Others Sister Concern	379,654,353	121,762,044
Dividend paid	(16,463,446)	(9,079,617)
Interest paid	(86,655,543)	(70,708,003)
WPPF	(1,757,917)	(2,069,305)
<b>Net Cash Flow from Financing Activities</b>	<b>98,161,377</b>	<b>272,599,288</b>
<b>Net Cash Surplus/(Deficit) for the year</b>	<b>9,817,277</b>	<b>7,961,654</b>
Cash and Bank Balance at the Beginning of the year	9,054,746	1,093,092
<b>Cash and Bank Balance at the End of the year</b>	<b>18,872,023</b>	<b>9,054,746</b>
<b>Net Operating Cash Flow Per Share (NOCFPS)</b>	<b>2.87</b>	<b>4.27</b>

Accompanying notes form an integral part of these Financial Statements.

As per our separate report of even date annexed.

  
Director

  
Managing Director

  
Rahman Mustafiz Haq & Co.  
Chartered Accountants

Date : **16 APR 2013**  
Place : Dhaka.



## JMI Syringes & Medical Devices Ltd.

7/A, Shantibag, Dhaka-1217

### Statement of Changes in Equity

For the year ended December 31, 2012

Particulars	Share Capital	Tax Holiday Reserve	Revaluation Surplus	Retained Earnings	Amount in Taka
At the beginning of the period	110,000,000	12,119,070	-	18,991,155	141,110,225
Addition for the Year - 2012	-	-	350,406,456	-	350,406,456
Net Profit after adjustment	-	-	-	12,341,080	12,341,080
Proposed Dividend	-	-	-	(13,200,000)	(13,200,000)
<b>At the end of the period</b>	<b>110,000,000</b>	<b>12,119,070</b>	<b>350,406,456</b>	<b>18,132,235</b>	<b>490,657,761</b>

### Statement of Changes in Equity

For the year ended December 31, 2011

Particulars	Share Capital	Tax Holiday Reserve	Retained Earnings	Amount in Taka
At the beginning of the period	110,000,000	12,119,070	23,547,280	145,666,350
Net Profit after adjustment	-	-	11,570,605	11,570,605
Prior year adjustment (Income Tax)	-	-	(2,926,730)	(2,926,730)
Proposed Dividend	-	-	(13,200,000)	(13,200,000)
<b>At the end of the period</b>	<b>110,000,000</b>	<b>12,119,070</b>	<b>18,991,155</b>	<b>141,110,225</b>

Accompanying notes form an integral part of these Financial Statements.

As per our separate report of even date annexed.

  
Director

  
Managing Director

  
Rahman Mustafiz Haq & Co.  
Chartered Accountants

Date : 16 APR 2013  
Place : Dhaka.



**JMI Syringes & Medical Devices Ltd.**  
**Notes to the Financial Statements**  
**For the year ended 31<sup>st</sup> December, 2012**

**1.00 THE COMPANY AND ITS OPERATION:**

**1.01 Status and Legal form of the Company:**

JMI Syringes & Medical Devices Ltd. was incorporated as a Private Limited Company on 5<sup>th</sup> April, 1999 in Bangladesh with an Authorized Capital of Tk. 6,00,00,000/- divided into 600,000 ordinary shares of Tk. 100/= each under the Companies Act., 1994. Subsequently the Company increased its Authorized Capital to Tk. 30,00,00,000/- and reduced the denomination of the shares from Tk. 100/= to Tk. 10/= as per Extra Ordinary General Meeting held on February 04, 2002 and was converted into a Public Limited Company as per Extra Ordinary General Meeting held on August 20, 2002. Again the Company reverted its denomination of the shares from Tk. 10/= to Tk. 100/= as per Extra Ordinary General Meeting held on May 05, 2003 and went for public issue during that year. Company's share is listed with the Chittagong Stock Exchange Ltd.

The Company has changed its name from **JMI-Bangla Co. Ltd.** to **JMI Syringes & Medical Devices Ltd.** by an Extra-Ordinary resolution passed on October 01, 2009 and this change has been approved by the Registrar of Joint Stock Companies & Firms on April 15, 2010.

The Company has changed an authorized capital from Tk. 30 Crore to Tk. 100 Crore and reverted its denomination of the share from Tk. 100/= to Tk. 10/= each. So that the Ordinary Shares of the Company has also been changed from 30 Lac to 10 Crore. It was approved by the shareholder an Extra Ordinary General Meeting held on 29<sup>th</sup> September, 2012 and also approved by the Registrar of Joint Stock Companies on 14-11-2012.

**1.02 Nature of Business Activities:**

The Company is primarily engaged in business of manufacturing and marketing of Disposable Syringe, Auto Disable Syringe (AD Syringe), Needle (blister pack), Infusion Set, Scalp Vein Set, Urine Bag, Insulin Syringe, JMI Bandage, Eye Gel Set, Riles Tube, IV Cannula, Feeding Tube and Blood Lancets etc.

**1.03 Registered Office:**

The Registered Office of the Company is situated at 7/A, Shantibag, Dhaka, Bangladesh.

**1.04 Factory:**

The factory of the Company is situated at Noapara, Chaudagram, Comilla, Bangladesh.

**1.05 Commencement of Business:**

The Company commenced commercial operation on 26<sup>th</sup> January 2002. But the operation has stopped for some technical reason for 5 months and commercial operation has restarted from June 18, 2002.

**1.06 Number of Employees:**

The number of employee at the year-end was 1074.





## 2.00 SIGNIFICANT ACCOUNTING POLICIES:

### 2.01 Basis of Accounting:

The financial statements have been prepared in accordance with Bangladesh Accounting Standards (BAS) and the relevant Schedules of the Companies Act 1994 and The Securities & Exchange Rules 1987 consistently applied under historical cost convention.

The elements of financial statements have been measured on "**Historical Cost**" basis, which is one of the most commonly adopted bases as provided in the "**Framework for the Preparation and Presentation of Financial Statement**" issued by the International Accounting standard Board (IASB) as adopted by the Institute of Chartered Accountants of Bangladesh (ICAB).

### 2.02 Fixed Assets:

Fixed Assets are stated at historical cost less accumulated depreciation in accordance with IAS 16 "**Property, Plant and Equipment**", except land and land development. Financial costs i. e. interest on bridge loan borrowed from Prime Finance & Investment Ltd. has been included with the cost of plant and machinery, following IAS 23 as "Borrowing Cost".

Half-year depreciation has been charged on addition of fixed assets. Depreciation is computed using the reducing balance method applying the rates so as to write off the assets over their expected useful lives. The annual depreciation rates applicable to the principal categories are:

Sl. No.	Name of Assets	% Of Depreciation
01.	Land and Land Development	0%
02.	Factory Building	5%
03.	Machineries	7%
04.	Furniture and Fixtures	10%
05.	Factory and Office Equipment	20%
06.	Office Decoration	10%
07.	Power Station	15%
08.	Air Cooler	20%
09.	Telephone Line Installation	15%
10.	Deep Tubewel & Pump	15%
11.	Crockeries and Cutleries	20%
12.	Motor Cycle / Van / Car / Micro Bus	20%

Assets acquired under leased finance were not included in the list of assets of the Company.

#### 2.02.01 The Changes in accounting policy:

The management had changed the rate of depreciation for the following assets during the year- 2012

Name of Assets	Present Rate	Previous Rate
Factory Building	5%	10%
Machineries	7%	10%
Power Station	15%	20%

Rate of depreciation for other Assets are consistently following:



### 2.03 Valuation of Inventories:

Inventories have been shown at the value determined under the following basis:

Item of Inventory	Basis
Raw and Packing Materials	At weighted average cost
Work-In-Process	Raw material cost plus proportionate conversion cost, Raw materials include all the materials issued to production floor.
Finished Goods	At weighted average cost
Surgical Items	At weighted average cost

### 2.04 Cash and Bank Balance:

According to IAS 7 "**Cash Flow statements**", cash comprises cash in hand and demand deposits and cash equivalents are short term, highly liquid investments that are readily convertible to known amounts of cash and which are subject to an insignificant risk of changes in values. IAS 1 "**Presentation of Financial Statements**" provides those cash and cash equivalents is not restricted in use. Considering the provisions of IAS 7 and IAS 1, cash in hand and at bank balances have been considered as cash and bank balance.

### 2.05 Turnover and Revenue Recognition:

Turnover is shown net off return in ward, discount and VAT. Sales revenue is recognized as per IAS 18 "**Revenue**" on accrual basis as and when goods are delivered.

### 2.06 Lease:

Lease rental against assets acquisition have been expensed as they incurred.

### 2.07 Foreign Currency Transaction:

Transactions in foreign currencies are converted into Bangladeshi TAKA at the exchange rate ruling on the date of transaction and the year end balance are converted into Bangladeshi TAKA at the exchange rate ruling on the date of Balance Sheet as per IAS 21 "**The effects of changes in Foreign Currency Rates**".

### 2.08 Earning Per Share:

The Company calculated earning per share in accordance with IAS 33 "**Earning Per Share**".

### 2.09 Taxation

In the context of income tax law the company is a Public Limited Company. The company holding Tax Holiday facility up to 31-12-2006. Income Tax Liability for the year was adjusted with Advance Income Tax deducted under section 52 against sales Tk. 2,26,83,903/-. The above Tax has been made on Net Profit (after WPPF & other adjustment) earned by the Company.

The Company has differed tax assets and are reflected in the Balance Sheet after making necessary adjustment.

Advance payment of Income Tax and the liabilities provision of Income Tax has been adjusted up to the year ended December 2007. The subsequent assessments are pending with tax authority.



**2.10 Workers' Profit Participation Fund:**

Provision has been made for Contribution to Workers' Profit Participation Fund @ 5% of the net profit after charging such contribution.

**2.11 Accounts Receivable:**

These are carried at original invoice amount. This is considered good and collectible.

**2.12 Accounts Payable:**

These are carried at original acquisition cost.

**2.13 Others:**

- i) Previous year's figures have been re-arranged wherever necessary to conform to the presentation of current year.
- ii) Figures have been rounded off to the nearest Taka.

**3.00 ADDITIONAL INFORMATION ON FINANCIAL STATEMENTS:**

**3.01 Responsibility for preparation and presentation of Financial Statements:**

The Board of Directors is responsible for the preparation and presentation of Financial Statements under section 183 of the Companies Act, 1994 and as per the provision of the "**Framework for the Preparation and Presentation of Financial Statements**" issued by the International Accounting Standards Board (IASB).

**3.02 Components of Financial Statements:**

According to the International Accounting Standards (IAS) 1 "**Preparation of Financial Statements**" a complete set of Financial Statements includes the following components:

- a) Balance Sheet as at December 31, 2012.
- b) Income Statement for the year ended December 31, 2012.
- c) Cash Flow Statement for the year ended December 31, 2012.
- d) Statement of Changes in Equity for the year ended December 31, 2012.
- e) Accounting Policies and Notes to the Financial Statements for the year ended December 31, 2012.

**3.03 Use of Estimates in Preparation of the Financial Statements:**

The preparation of financial statements in conformity with the International Accounting Standards require management to make estimates and assumptions that affect the reported amounts of assets and liabilities at the date of the financial statement and revenues and expenses during the year reported. Actual results could differ from those estimates. Estimates are used for accounting of certain items such as long-term contracts; depreciation and employees benefit plans and contingencies.



**3.04 Compliance with Local laws:**

The financial statements have been prepared in compliance with requirements of the Securities & Exchange Rules 1987, The Companies Act, 1994 and other relevant local laws and rules.

**3.05 Compliance with International Laws:**

The financial statements have been prepared in compliance with requirements of International Accounting Standards (IAS) adopted by the Institute of Chartered Accountants of Bangladesh (ICAB) and applicable in Bangladesh except BAS 17 (Lease Finance).

**3.06 Foreign Currency Transaction:**

Transaction in Foreign Currencies converted into Bangladesh TAKA at the exchange rates prevailing on the date of transaction and the year end balance are converted into Bangladeshi TAKA at the exchange rate prevailing on the date of Balance Sheet as per IAS 21 "The effects of changes in Foreign Currency Rates".

**3.07 Reporting Currency & Level of Precision:**

The figures in the financial statement represent Bangladeshi TAKA Currency, which have been rounded off to the nearest TAKA except where indicates otherwise.

**3.08 Comparative Information:**

Comparative information have been disclosed in respect of the year ended December 31, 2012 for all numerical information in the financial statements and also the narrative and descriptive information when it is relevant for understanding of the current year's financial statements.



	31/Dec/12	31/Dec/11
<b>4.00 Fixed Assets :</b>	<b>Tk. 1,053,965,246</b>	<b>624,059,581</b>
The above balance represents value of assets at cost Less depreciation. (Annexure-01)		
The above balances are made up as follows :		
Opening Balance	624,059,581	358,401,563
Addition during the year	119,966,754	311,602,035
Revaluation Surplus	350,406,456	-
<b>Total Cost</b>	<b>1,094,432,791</b>	<b>670,003,598</b>
Less: Deletion / Sales for the year	-	-
Less: Depreciation for the year	40,467,545	45,944,017
<b>Net Book Value</b>	<b>1,053,965,246</b>	<b>624,059,581</b>

<b>5.00 Deferred Expenses:</b>	<b>Tk. 3,051,694</b>	<b>4,068,927</b>
Opening Balance	4,068,927	5,086,160
Less: Write off 10% for the year	1,017,233	1,017,233
	<b>3,051,694</b>	<b>4,068,927</b>

A policy was decided by the Board of Directors to defer the IPO expenses of Tk. 36,00,000/= will be written off by 10 years commencing from 2005 to 2015 and Auto Disable Syringe Project expenses Tk. 43,77,126/= will be written off by 10 years commencing from 2006 to 2016.

<b>6.00 Pre-operating Expenses :</b>	<b>Tk. 1,902,919</b>	<b>2,537,224</b>
Opening Balance	2,537,224	3,171,529
Less: Write off 10% for the year	634,305	634,305
	<b>1,902,919</b>	<b>2,537,224</b>

A policy was decided by the Board of Directors to extent the time for written off of pre-operating expenses within 10 years commencing from 2005 to 2015.

<b>7.00 Cash &amp; Bank balance :</b>	<b>Tk. 18,872,023</b>	<b>9,054,746</b>
The above balances are made up as follows :		
<b>Cash at Bank</b>	<b>16,303,067</b>	<b>6,680,709</b>
Janata Bank, Corporate Branch, CD A/c-1010216	15,041,588	5,602,759
Janata Bank, Corporate Branch, Equity A/c-70104001	15,880	15,880
Jamuna Bank, F.Ex. Branch-CD A/c-210005144	111,718	111,718
Janata Bank, Corporate Branch, STD A/c- 004001592	10,000	-
Janata Bank, Corporate Branch, FC A/c-402000452	169,501	-
Janata Bank, Chauddagam Branch, DD A/c- 001006817	10,140	501,388
National Bank, Babu Bazar Branch, CD A/c-33013632	249,731	249,731
Trust Bank-Comilla Cant.Br.CD A/c-33012693	8,685	8,685
Trust Bank-Dhaka Cant.Br CD A/c-33061909	8,900	8,900
AB Bank, IPO A/c-221252430	30,591	30,591
Pubali Bank CD A/c-99798	48,800	48,800
Dutch Bangla Bank CD A/c-10411024464	597,533	102,257
<b>Cash in Hand</b>	<b>2,568,956</b>	<b>2,374,037</b>
Head Office	2,237,576	528,433
Factory Office	311,063	1,814,720
Chittagong Office	20,317	30,884
<b>Closing Balance as on 31st December-2012</b>	<b>18,872,023</b>	<b>9,054,746</b>

<b>8.00 Inventory :</b>	<b>Tk. 292,252,445</b>	<b>227,777,831</b>
The above balances are made up as follows :		
<b>A) Raw, Chemical and Packing Materials</b>	<b>119,981,050</b>	<b>82,289,530</b>
Raw and Chemical materials	74,979,522	52,184,279
Packing Materials	45,001,528	30,105,251
<b>B) Work-in-Process</b>	<b>45,559,457</b>	<b>32,707,215</b>
<b>C) Finished Goods</b>	<b>126,711,938</b>	<b>112,781,086</b>
<b>Total of Inventory</b>	<b>292,252,445</b>	<b>227,777,831</b>



	31/Dec/12	31/Dec/11
<b>9.00 Advance, Deposits and Prepayments :</b>	<b>Tk. 5,827,027</b>	<b>5,678,627</b>
The above balances are made up as follows :		
Security deposit to CPB Samity-2	2,782,227	2,871,227
Advance to Employee	14,500	32,500
Security for Office Rent & Depot Rent	2,649,900	2,594,500
Advance to ISN	3,000	3,000
Advance to Rankstel	4,000	4,000
Security deposit to CDBL	200,000	-
Security deposit to Sonali Bank	173,400	173,400
<b>Total</b>	<b>5,827,027</b>	<b>5,678,627</b>

	31/Dec/12	31/Dec/11
<b>10.00 Advance Income Tax:</b>	<b>Tk. 45,899,731</b>	<b>30,652,315</b>
The above balances are made up as follows :		
Opening Balance	30,652,315	19,197,522
Addition during the year	37,931,319	37,969,252
AIT deducted against Sales	22,683,903	23,587,729
AIT deposit against Vehicle	76,000	36,000
AIT deducted against Import of Raw Materials	15,171,416	14,345,523
Balance after addition	68,583,634	57,166,774
Less: Income Tax adjustment for the year-2012	22,683,903	23,587,729
Less: Prior year adjustment (Income Tax) up to Assessment year 2009-2010	-	2,926,730
<b>Closing Balance</b>	<b>45,899,731</b>	<b>30,652,315</b>

	31/Dec/12	31/Dec/11
<b>11.00 LC Margin &amp; others</b>	<b>Tk. 5,537,086</b>	<b>1,188,202</b>
The above balances are made up as follows :		
LC # JBCB-013211010443	-	253,082
LC # JBCB-013211010820	-	41,948
LC # JBCB-013211010856	-	424,472
LC # JBCB-013211010861	-	36,900
LC # JBCB-013211010890	-	172,866
LC # JBCB-013211011041	-	11,977
LC # Pouch	-	246,957
L/C # D-JBCB/FTT/192/12	50,000.00	-
L/c # Export-01320141312	536,173.00	-
L/C # Export- 01320149012	9,067.00	-
L/c #Export-013203582-2011 A/c	6,485.00	-
L/c#Export-01320371112	39,723.00	-
L/C# Export-01320379112 for Myanmar	115,950.00	-
L/C# Export -01320390812 Thailand	10,872.00	-
L/C# Export -01320399412 Cambodia	8,356.00	-
L/C# Export-JMI/NIPRO/12/008	36,888.00	-
L/C # Export-JMI/NIPRO/12/009	45,160.00	-
L/C# Export- JMI/SM/12/01	63,466.00	-
L/c # Export-P.O.I-11219-Thailand	6,814.00	-
L/C#JBCB-013212011092	137,499.20	-
L/C#JBCB-013212011119	314,000.00	-
L/C#JBCB-013212011176	218,733.60	-
L/C#JBCB-013212011179	972,480.40	-
L/C#JBCB-013212011180	780,073.00	-
L/C# JBCB-013212011181	143,696.40	-
L/C# JBCB-013212011182	1,061,184.80	-
L/C#JBCB-013212011190	277,174.00	-
L/C#JBCB-013212011182	700,891.00	-
L/c-Export-P.O #-1-12069	2,400.00	-
<b>Total</b>	<b>5,537,086</b>	<b>1,188,202</b>



	31/Dec/12	31/Dec/11
<b>12.00 Bank Guarantee &amp; Earnest Money Security</b>	<b>Tk. 4,754,492</b>	<b>2,980,376</b>
The above balances are made up as follows :		
BG # JBCB-14/10	-	484,000
BG # JBCB-20/10	-	88,000
PO # JBCB-3080723	20,000	20,000
PO # JBCB-2582810	12,534	12,534
PO # JBCB-2931916	50,450	50,450
BG # JBCB-05/11	423,500	423,500
BG # JBCB-10/11	-	484,000
BG # JBCB-14/11	-	78,698
PO # JBCB-0312871	-	500,000
PO # JBCB-0933927	239,194	239,194
PO # JBCB-0935061	-	300,000
PO # JBCB-0937061	-	300,000
PO # JBCB-0930327	300,000	-
PO # JBCB-0930358	100,000	-
BG # JBCB-11/12	605,000	-
BG # JBCB-13/12	110,000	-
BG # JBCB-17/12	86,364	-
BG # JBCB-30/12	85,470	-
BG # JBCB-31/12	110,000	-
PO # JBCB-0936530	10,000	-
PO # JBCB-0937891	100,000	-
PO # JBCB-1318514	250,000	-
PO # JBCB-1318515	250,000	-
PO # JBCB-1318516	250,000	-
PO # JBCB-1318517	250,000	-
PO # JBCB-1318518	250,000	-
PO # JBCB-1320175	74,880	-
PO # JBCB-1322112	144,350	-
PO # JBCB-1322113	130,000	-
PO # JBCB-1324865	260,000	-
PO # JBCB-1325392	88,250	-
PO # JBCB-1325393	65,000	-
PO # JBCB-1326147	176,000	-
PO # JBCB-1326358	100,000	-
PO # JBCB-1326359	200,000	-
PO # JBCB-1327350	7,000	-
PO # JBCB-3374539	6,500	-
<b>Total</b>	<b>4,754,492</b>	<b>2,980,376</b>
<b>13.00 Accounts Receivable :</b>	<b>Tk. 57,090,349</b>	<b>28,328,380</b>
The above balances are made up as follows :		
Opening Balance	28,328,380	28,825,118
Add: Sales during the year	578,050,158	496,804,636
Balance after addition	606,378,538	525,629,754
Less Realisation during the year	549,288,189	497,301,374
<b>Closing Balance</b>	<b>57,090,349</b>	<b>28,328,380</b>
Subsequently the receivables have been realized.		
Details of Accounts Receivable are shown in Annexure-02		
<b>14.00 SHARE CAPITAL :</b>	<b>Tk. 110,000,000</b>	<b>110,000,000</b>
This represents :		
<b>Authorized :</b>		
10,00,00,000 Ordinary Shares of Tk.10/= each	1,000,000,000	1,000,000,000
<b>Issued, Subscribed &amp; Paid up Capital :</b>		
110,00,00,000 Ordinary Shares of Tk.10/- each at par fully paid up in cash	110,000,000	110,000,000
<b>(a) Composition of Shareholding:</b>	<b>Shares</b>	<b>Shares</b>
	11,000,000	11,000,000
Sponsors	7,297,000	6,005,000
Bangladeshi	5,897,000	4,605,000
Foreigners	1,400,000	1,400,000
Public Shares	3,703,000	4,995,000
Non Resident Bangladeshi	14,500	14,500
Resident Bangladeshi	3,688,500	4,980,500



31/Dec/12

31/Dec/11

**(b) Distribution Schedule:**

The distribution schedule showing the number of shareholders and their shareholdings in percentage has been disclosed below as a requirement of the "Listing Regulations" of Stock Exchanges:

Range of Holdings in number of shares	Number of shareholders		% Of shareholders		No. of Shares		% of Share Capital	
	2012	2011	2012	2011	2012	2011	2012	2011
1 to 500	398	390	78.97	78.16	597,500	608,500	5.43	5.53
501 to 5,000	85	81	16.87	16.23	1,392,500	1,351,500	12.66	12.29
5,001 to 10,000	9	13	1.79	2.61	736,500	905,500	6.70	8.23
10,001 to 20,000	5	9	0.99	1.80	654,500	928,500	5.95	8.44
20,001 to 30,000	3	-	0.60	-	750,000	-	6.82	-
30,001 to 40,000	1	1	0.20	0.20	377,500	377,500	3.43	3.43
40,001 to 50,000	-	-	-	-	-	-	-	-
50,001 to 100,000	-	3	-	0.60	-	2,015,360	-	18.32
100,001 to 1,000,000	3	2	0.60	0.40	6,491,500	4,813,140	59.01	43.76
<b>Total</b>	<b>504</b>	<b>499</b>	<b>100</b>	<b>100</b>	<b>11,000,000</b>	<b>11,000,000</b>	<b>100</b>	<b>100</b>

**(C) Market Price:**

The shares are listed with Chittong Stock Exchange and market price as on 31-12-2012 was Tk.29.80/= per Share

<b>15.00 Tax Holiday Reserve :</b>	<b>Tk.</b>	<b>12,119,070</b>	<b>12,119,070</b>
This has been provided for as per provision of the Income Tax Ordinance 1984 which is arrived at as follows :			
Opening Balance		12,119,070	12,119,070
Addition during the year		-	-
<b>Closing Balance</b>		<b>12,119,070</b>	<b>12,119,070</b>

As per circular of NBR the tax holiday reserve has been made @40% on net profit earned by the Company up to 31-12-06

<b>16.00 Retained Earnings :</b>	<b>Tk.</b>	<b>18,132,235</b>	<b>18,991,155</b>
This has been made up as follows :			
Opening Balance		18,991,155	23,547,280
Addition during the year - (Income Statement)		38,427,770	38,567,789
Balance after addition		57,418,925	62,115,069
Less: Adjustments		39,286,690	43,123,914
Less: Workers Profit Participation Fund		1,751,249	1,757,917
Less: Deferred Exp.Pre-Op.Exp.written off		1,651,538	1,651,538
Less: Proposed Dividend		13,200,000	13,200,000
Less: Income Tax adjustment for the year		22,683,903	23,587,729
Less: Prior year adjustment (Income Tax) up to Assessment year-2009-2010		-	2,926,730
<b>Closing Balance</b>		<b>18,132,235</b>	<b>18,991,155</b>

<b>17.00 Project Loan</b>	<b>Tk.</b>	<b>180,682,692</b>	<b>189,153,492</b>
---------------------------	------------	--------------------	--------------------

- a) Loan given Institute: Janata Bank, Corporate Branch, Dhaka.
- b) Security: 1st Charge on Project Land, Building and Plant and Machinery of the Company and personal guarantee of all directors.
- c) Repayment Schedule: P-(i) 12 Half-yearly installment commenced on August 31, 2007.  
P-(ii) 26 Quarterly installment commenced on July 31, 2011.
- d) Interest Rate: P-(i) 14.5% p.a. compounded half-yearly.  
P-(ii) 14.5% p.a. compounded half-yearly.  
(Interest rate change time to time as per Bangladesh Bank Circular).

The above balance composed of as under :

P-(i) Project Loan A/c-C-JBCB-103001197		18,525,735	24,649,916
P-(ii) Project Loan A/c-C-JBCB-103001654		162,156,957	164,503,576
<b>Closing Balance</b>	<b>Tk.</b>	<b>180,682,692</b>	<b>189,153,492</b>





	31/Dec/12	31/Dec/11
<b>18.00 Long Term Loan (Secured) :</b>	<b>Tk. 1,683,639.00</b>	<b>4,483,647.00</b>
i) Loan given Institute :	<b>a) Midas Fiancing Limited</b> <b>b) United Leasing Co. Ltd.</b>	
ii) Security :	Personal guarantee of all sponsors director.	
iii) Repayment Schedule :		
a) Principal and Interest :	<b>Midas (1):</b> Payment as lease rental on 36 equal installment , per installment Tk. 68, 675/= started from June-2010 and end on April-2013. <b>Midas (2):</b> Payment as lease rental on 36 equal installment , per installment Tk. 1,71,700/= started from September-2010 and end on July-2013 <b>ULC:</b> Payment as lease rental on 36 equal installment , per installment Tk. 48,189/= started from April-2011 and end on February-2014	
iv) Interest Rate :	<b>Midas (1):</b> 14.50% per anum <b>Midas (2):</b> 14.34% per anum <b>ULC:</b> 14.50% per anum	
Opening Balance	4,483,647	7,164,252
Addition during the year (including interest)	662,760	2,552,785
<b>Total</b>	<b>5,146,407</b>	<b>9,717,037</b>
Less: Repayment during the year	3,462,768	5,233,390
<b>Closing Balance</b>	<b>1,683,639</b>	<b>4,483,647</b>

**19.00 Bank Loan for Working Capital :** **Tk. 260,206,074** **425,551,336**

**A. CC Hypo A/c**

- i) Loan given Institute : Janata Bank Ltd., Corporate Branch
- ii) Security : Hypothecation of all kind of raw and chemical material, personal guarantee of all directors and 3rd party assets owner and mortgage of 3rd party apartment covering 3,715.85 sq. ft. (7th floor) owned by Mrs. Ajifa Khatun.
- iii) Interest Rate : 15% p.a. compounded quarterly.

**B. PAD LC A/c**

- Interest Rate : 17% p.a. compounded yearly.

The above balances are made up as follows :

**CC Hypo A/C-201000648**

	176,178,683	205,602,542
PAD L/C-274	-	7,115,954
PAD L/C-789	-	151,227
PAD L/C-128	-	32,249,044
PAD L/C-204	-	1,485,347
PAD L/C-208	-	8,410,192
PAD L/C-209	-	4,126,798
PAD L/C-275	-	2,371,874
PAD L/C-276	-	3,809,863
PAD L/C-389	-	2,739,393
PAD L/C-414	-	10,903,946
PAD L/C-415	-	3,676,919
PAD L/C-416	-	8,415,423
PAD L/C-417	-	1,773,392
PAD L/C-493	-	1,736,896
PAD L/C-511	-	12,794,025
PAD L/C-512	-	9,598,173
PAD L/C-513	-	3,128,553
PAD L/C-514	-	3,309,669
PAD L/C-526	-	1,651,702
PAD L/C-555	-	5,714,069
PAD L/C-557	-	3,315,991
PAD L/C-584	-	1,703,449
PAD L/C-597	-	7,773,620
PAD L/C-598	-	7,472,557
PAD L/C-599	-	2,448,388
PAD L/C-615	-	7,015,167
PAD L/C-666	-	1,663,636
PAD L/C-667	-	1,244,085
PAD L/C-711	-	15,703,287
PAD L/C-715	-	5,965,266
PAD L/C-718	-	1,894,108
PAD L/C-726	-	1,608,814
PAD L/C-727	-	6,874,844



	31/Dec/12	31/Dec/11
PAD L/C-768	-	1,941,676
PAD L/C-786	-	1,548,396
PAD L/C-793	-	2,182,487
PAD L/C-797	-	1,717,643
PAD L/C-821	-	8,912,865
PAD L/C-830	-	10,602,323
PAD L/C-831	-	3,197,733
PAD L/C-937	10,175,944	-
PAD L/C-961	5,632,440	-
PAD L/C-962	11,926,273	-
PAD L/C-963	7,024,492	-
PAD L/C-964	3,282,715	-
PAD L/C-965	1,503,895	-
PAD L/C-1029	2,567,612	-
PAD L/C-1119	1,600,853	-
PAD L/C-290	16,492,424	-
PAD L/C-291	10,866,719	-
PAD L/C-232	12,954,024	-
<b>Total</b>	<b>260,206,074</b>	<b>425,551,336</b>

**20.00 Workers Profit Participation Fund**

Tk. **1,751,249** **1,757,917**

This represents 5% of net profit before TAX after charging the contribution provided as per provisions of the Companies Profit (Workers Participation) Act.1968 and is payable to workers as defined in the said act.

Opening Balance	1,757,917	2,069,305
Addition during the year	1,751,249	1,757,917
Balance after addition	3,509,166	3,827,222
Payment for the year	1,757,917	2,069,305
<b>Closing Balance</b>	<b>1,751,249</b>	<b>1,757,917</b>

**21.00 Dividend Payable:**

Tk. **2,134,616** **18,598,062**

This is arrived at as follows :

Opening Balance	18,598,062	16,045,359
Addition for the year	-	13,200,000
Balance after addition	18,598,062	29,245,359
Less: Tax at Source Payable	-	1,567,680
Less: Payments during the year	16,463,446	9,079,617
<b>Closing Balance</b>	<b>2,134,616</b>	<b>18,598,062</b>

**Details of Unpaid Dividend**

For the Year-2004	75,160	75,160
For the Year-2005	47,250	47,250
For the Year-2006	56,025	56,025
For the Year-2007	58,275	58,275
For the Year-2008	166,013	166,013
For the Year-2009	178,913	178,913
For the Year-2010	501,880	6,384,106
For the Year-2011	1,051,100	11,632,320
<b>Closing Balance</b>	<b>2,134,616</b>	<b>18,598,062</b>

**22.00 Proposed Dividend:**

Tk. **11,632,320** **13,200,000**

For the year-2012 (1.2 per share of Total Share i.e,1,10,00,000)	13,200,000	13,200,000
Less: Tax at Source Payable	1,567,680	1,567,680
	<b>11,632,320</b>	<b>13,200,000</b>

The Board of Directors has proposed a dividend @ 1.2 per share on the net profit of the Company subject to the approval in the AGM.

**23.00 Accounts Payable :**

Tk. **25,330,820** **30,236,972**

This is arrived at as follows :

Sundry Creditors	25,330,820	30,236,972
<b>Total</b>	<b>25,330,820</b>	<b>30,236,972</b>

Details of Sundry Creditors are shown in Annexure-03



	31/Dec/12	31/Dec/11
<b>24.00 Others Payable :</b>	<b>Tk. 14,300,677</b>	<b>9,476,380</b>
This is arrived at as follows :		
Salary & Bonus Payable	2,682,642	1,316,268
Wages & Bonus Payable	5,121,187	3,770,270
Remuneration & Bonus Payable	357,936	295,985
Electricity Bill Payable-Factory	2,092,237	1,078,556
Electricity Bill Payable-H/O	28,824	27,096
Telephone & Mobile Bill Payable	5,923	6,453
Gas Bill Payable-H/O	2,476	2,187
WASA Bill Payable-H/O	10,074	18,045
Tax at Source Payable	2,059,744	1,135,377
VAT at Source Payable	104,929	90,225
Dividend Tax Payable	1,567,680	1,567,680
TA/DA Bill Payable-Mkt	267,025	168,238
<b>Total</b>	<b>14,300,677</b>	<b>9,476,380</b>

<b>25.00 Revenue (Turnover) Net Sales (Excluding VAT):</b>	<b>Tk. 578,050,158</b>	<b>496,804,636</b>
The above balances are made up as follows :		
Product Sales Including VAT	648,164,157	554,649,711
Less, VAT	70,113,999	57,845,075
<b>Net Revenue (excluding VAT):</b>	<b>578,050,158</b>	<b>496,804,636</b>

<b>26.00 Cost of Goods Sold :</b>	<b>Tk. 395,377,895</b>	<b>341,852,365</b>
-----------------------------------	------------------------	--------------------

The above balances are made up as follows :

Particulars	31-Dec-12	31-Dec-11
Raw, Chemical and Packing Materials		
Beginning Inventory	82,289,530	73,208,826
Raw and Chemical Materials	52,184,279	59,206,615
Packing Materials	30,105,251	14,002,211
Add, Cost of Material Purchase	338,186,890	307,906,665
Raw and Chemical Materials	271,174,481	252,875,847
Packing Materials	67,012,409	55,030,818
Materials Available for Consumption	420,476,420	381,115,491
Less, Ending Inventory	119,981,050	82,289,530
Raw and Chemical Materials	74,979,522	52,184,279
Packing Materials	45,001,528	30,105,251
Raw Materials Consumed	300,495,370	298,825,961
Add, Factory Overhead (note number-26/A)	122,705,618	108,619,320
Factory Cost	423,200,989	407,445,281
Add, Work-in-process: Beginning	32,707,215	35,941,373
	455,908,204	443,386,654
Less, Work-in-process: Ending	45,559,457	32,707,215
	410,348,747	410,679,439
Add, Finished Goods: Beginning Inventory	112,781,086	44,799,689
Cost of Goods available for Sales and sample	523,129,833	455,479,128
Less, Cost of Sample	1,040,000	845,677
	522,089,833	454,633,451
Less, Finished Goods: Ending Inventory	126,711,938	112,781,086
<b>Cost of Goods Sold</b>	<b>395,377,895</b>	<b>341,852,365</b>



		31/Dec/12	31/Dec/11
26-A	<b>Factory Overhead :</b>	Tk. 122,705,618	108,619,320
	The above balances are made up as follows :		

Particulars	31-Dec-12	31-Dec-11
Conveyance	59,422	156,841
Car Fuel & Maintenance	429,637	-
Depreciation	33,895,732	41,435,943
Dress for Factory Workers	843,599	549,596
Electricity Bill	18,120,952	10,046,832
Factory expenses & Maintenance	3,872,222	3,339,885
Fooding & Entertainment Expenses	1,770,260	1,379,452
Freight Charge/ Carriage Inward	60,025	174,860
Generator Running Expenses	10,221,516	8,957,288
Mess Rent-Comilla, Chaudagram, Noapara	313,341	235,100
Insurance Premium	64,123	1,889,314
Internet Bill	82,500	-
Laboratory & Chemical	911,800	832,675
Stationery Expenses	125,001	24,260
Printing Expenses	95,824	87,385
Papers & Periodicals	2,933	3,375
Materials Cost & Spare Parts	4,121,949	3,100,571
Medical expenses	51,994	345,210
Repairs & Maintenance	1,674,109	1,573,904
Telephone & Mobile Bill	158,356	71,429
Remuneration-Director with Bonus	1,489,383	990,000
Training Expenses	164,500	50,460
Overtime Expenses	5,720,328	4,621,745
Daily Labour Charge	1,644,341	1,032,336
Wages & Bonus	36,811,771	27,720,859
<b>Total</b>	<b>122,705,618</b>	<b>108,619,320</b>

		Tk. 38,023,097	32,898,146
27.00	<b>Administrative Expenses:</b>		
	The above balances are made up as follows :		

Particulars	31-Dec-12	31-Dec-11
Advertisement	322,210	299,012
AGM Expenses	178,297	206,602
Audit Fees	70,000	70,000
CE Marking Expenses (ISO)	702,106	432,908
Conveyance	205,304	314,753
CSE Annual Fees	90,000	-
Car Fuel & Maintenance	999,421	605,310
Depreciation	6,571,814	4,508,074
Subscription & Fees	293,183	145,800
Electric Bill-H/O	581,620	364,796
Electric Bill-CTG	7,074	3,819
Entertainment	982,280	642,958
Fooding Expenses-H/O	1,276,390	1,000,646
Gas Bill	21,461	22,803
Internet Bill / Web Site Expenses	460,182	350,709
Legal Expenses	85,000	70,000
Office expenses	1,163,287	1,246,677
Office Rent	2,472,120	3,026,100
Postage and Courier Charge	600,017	446,980
Printing Expenses	788,061	580,498
Stationery Expenses	1,294,806	1,147,155
Product Development Expenses	501,600	560,000
Registration Renewal Fees	78,350	185,724
Remuneration-Director (with bonus)	3,145,400	2,772,000
Repair & Maintenance H/O	319,005	-
Salary and allowances (with bonus)	11,763,971	9,139,738
Overtime	695,685	276,998
Stamp Purchase	-	13,400
Share Demat Expenses	58,500	-
Travelling Expenses-Overseas	1,380,769	3,605,686
Telephone and Mobile Bill	798,826	859,000
WASA Bill	116,358	-
<b>Total</b>	<b>38,023,097</b>	<b>32,898,146</b>



		31/Dec/12	31/Dec/11
<b>28.00 Marketing, Selling and Distribution Expenses :</b>	Tk.	20,310,272	15,685,600

This is made up as follows :

Particulars	31-Dec-12	31-Dec-11
Cover Van & Micro Bus Expenses	3,884,485	3,052,585
Exhibition Expenses	412,620	620,928
Enlisted Fee	264,214	215,100
Entertainment	41,431	56,304
Export Expenses	2,205	-
Garage rent	-	4,500
Office Rent-Chittagong	225,250	240,000
Loading /Unloading	318,720	398,419
Gas & Water Bill	13,376	10,450
Salary and allowance (with bonus)	9,522,590	7,250,592
Sample Expenses	783,273	508,390
T.A & D.A to Marketing Officials	1,762,907	1,288,533
Telephone and Mobile	297,168	80,161
Tender Processing Expenses	100,229	49,377
Training Expenses	328,992	90,100
Testing Fee	435,496	136,418
Tours and Travell	700,216	603,842
Transportation Expenses	1,217,099	1,079,901
<b>Total</b>	<b>20,310,272</b>	<b>15,685,600</b>

<b>29.00 Financial Expenses :</b>	Tk.	86,655,543	70,708,003
-----------------------------------	-----	------------	------------

Details are as under :

Particulars	31-Dec-12	31-Dec-11
Interest on CC Hypo A/c	30,705,898	28,125,681
Interest on Project Loan / IDCP A/c	25,728,200	23,205,999
Interest on PAD L/C A/c	28,044,043	17,141,947
Interest on Lease Finance	662,760	1,162,785
Bank Charges and Commission	1,514,642	1,071,591
<b>Total Financial expenses</b>	<b>86,655,543</b>	<b>70,708,003</b>

### 30.00 Earning Per Share (EPS)

	Earnings Attributable to ordinary shareholders
EPS	: .....
	Number of shares during the year
	12,341,080
	: .....
	11,000,000
	Tk= 1.12

### 31.00 Number of Directors and their remuneration:

The number of Directors of the Company at December 31, 2012 was 5 persons.

### 32.00 Changes in nomenclature:

Nomenclature has been re-arranged where necessary.

### 33.00 Claims not acknowledged:

There was no claim against the Company not acknowledged as debt as on 31st December, 2012.

### 34.00 Contingent Liabilities:

There was no contingent liabilities as on 31.12.2012 except L/C liabilities.

There was no credit facility available to the company under any contract, other than trade credit available in the ordinary course of business and not availed of as on 31-12-2012.

<b>35.00 Payment in Foreign Currency:</b>	US	4,319,706.00	5,477,578.00
---	----	--------------	--------------

During the year ended at 31st December, 2012 the Company has made payment in foreign currency in respect of the following:

Import of Raw Materials	3,589,681.00	3,456,753.00
Import of Machineries, Spare Parts & Other Assets	730,025.00	2,020,825.00
	<b>4,319,706.00</b>	<b>5,477,578.00</b>

No other expense included consultancy fee, royalty, technical expert and professional advisory fee, interest, etc. was incurred or paid in foreign currencies except as stated above.



	31/Dec/12	31/Dec/11
<b>36.00 Foreign Exchange Earned:</b>		
The Company earned the following foreign currency during the year:	US\$ 168,103.26	693.30
Export Earning	168,103.26	693.30
No other income included consultancy fee, royalty, technical expert and professional advisory fee, interest, etc. was incurred or paid in foreign currencies except as stated above.		

**37.00 Commission, Brokerage or Discount against sales**

No commission was incurred or paid to distributors, agents nor any brokerage or discount was incurred or paid against sales.

**38.00 Credit Facility Not Availed**

There was no credit facility available by the company under any contract, but not availed as on 31-12-2012 other than trade credit available in the ordinary course of business.

**39.00 Segment Reporting**

As there is single business and geographic segment within the company operates as such no segment reporting is felt necessary.

**40.00 Attendance Status of Board Meeting of Directors**

During the period from 01-01-2012 to 31-12-2012 there were 13 (Thirteen) Board Meetings were held. The attendance status of all the meetings is as follows:

Name of Directors	Position	Meeting Held	Attended
Md. Javed Iqbal Pathan	Chairman	13	13
Md. Abdur Razzaq	Managing Director	13	13
Md. Abu Jafar Chowdhury	Director	13	13
Md. Abdul Majid Patwary	Director	13	4
Md. Abdul Haque	Director	13	3

For Board Meeting, attendance fees were not paid to the Directors of the Company.

**41.00 Disclosure as per requirement of Schedule XI, Part II of the Company Act. 1984**

**a Disclosure as per requirement of Schedule XI, Part II, Note 5 of Para 3**

**a(i) Employee Position for JMI Syringes & Medical Devices Ltd. (As at 31st December 2012)**

Salary Range (Monthly)	Officer & Staff		Worker	Total Employee
	Head Office	Factory		
Below Tk. 5,000/-	14	20	754	788
Above Tk. 5,000/-	143	66	77	286
	157	86	831	1074

**b Disclosure as per requirement of Schedule XI, Part II, Para 4**

Name of Directors	Designation	Remuneration	Festival Bonus	Total Payment
Md. Javed Iqbal Pathan	Chairman	8,40,000/-	84,000/-	9,24,000/-
Md. Abdur Razzaq	Managing Director	8,40,000/-	84,000/-	9,24,000/-
Md. Abdul Majid Patwary	Director	1,80,000/-	18,000/-	1,98,000/-
Md. Abu Jafar Chowdhury	Director	10,15,000/-	84,400/-	10,99,400/-
Md. Golam Mostafa	Director-Factory	13,73,333/-	1,16,050/-	14,89,383/-
<b>Total</b>		<b>42,48,333/-</b>	<b>3,86,450/-</b>	<b>46,34,783/-</b>

**b(i) Period of payment to Directors is from 1st January 2012 to 31st December 2012.**

**b(ii) The above Directors of the company did not take any benefit from the company other than the remuneration and festival bonus.**

a. Expense reimbursed to the managing agent - Nil

b. Commission or other remuneration payable separately to a managing agent or his associate - Nil

c. Commission received or receivable by the managing agent or his associate as selling or buying agent of other concerns in respect of contracts entered into such concerns with the company - Nil.

d. The money value of the contracts for the sale or purchase of goods and materials or supply of services, entered into by the company with the managing agent or his associate during the financial year - Nil.

e. Any other perquisites or benefit in cash or in kind stating - Nil

f. Other allowances and commission including guarantee commission - Nil.



g. Pensions, etc.-

- 1) Pensions - Nil
- 2) Gratuities - Nil
- 3) Payment from Provident Fund - Nil
- 4) Compensation for loss of office - Nil
- 5) Consideration in connection with retirement from office - Nil.

c Disclosure as per requirement of Schedule XI, Part II, Para 7  
Details of production capacity utilization

Particulars	Licence Capacity	Installed Capacity in MT	Actual Production in MT from 01-01-2012 to 31-12-2012	Capacity Utilization from 1st January,2012 to 31st December,2012
Annual Production Capacity	Not mentioned in the Licence	928	670	72%

d Disclosure as per requirement of Schedule XI, Part II, Para 8

i) Raw Materials, Spare Parts, Packing Materials and Capital Machinery

Items	Purchase in Taka			Consumption in Taka	% of Consumption of total purchase
	Import	Local	Total		
Raw Materials	26,57,50,991/-	54,23,490/-	27,11,74,481/-	24,83,79,238/-	91.59%
Spare Parts	16,48,780/-	24,73,169/-	41,21,949/-	41,21,949/-	100%
Packing Materials	4,48,98,314/-	2,21,14,095/-	6,70,12,409/-	5,21,16,132/-	77.77%
<b>Total</b>	<b>31,22,98,085/-</b>	<b>3,00,10,754/-</b>	<b>34,23,08,839/-</b>	<b>30,46,17,319/-</b>	

The value of imported raw materials is

- ii) The Company has not incurred any expenditure in foreign currency for the period from 1st Jan 2012 to 31st Dec. 2012 on account of royalty, know-how, professional fee, consultancy fees and interest.
- iii) Foreign exchange earning USD 1,68,103.26 equivalent of BDT 1,36,16,364/- in respect of export has been calculated on FOB basis.
- iv) The Company has not earned any foreign exchanges for royalty, know-how, professional fees and consultancy fees.
- v) The value of export from the period from 1st January,2012 to 31st December, 2012.

e Disclosure as per requirement of Schedule

Requirements under condition No.	Compliance status of Disclosure of Schedule XI, Part II, Para 3
3(i)(a) The turnover	57,80,50,158/-
3(i)(b) Commission paid to selling agents	N/A
3(i)(c) Brokerage and discount of sales, other than the usual trade discount	N/A
3(i)(d)(i) The value of the raw materials consumed, giving item-wise as far as possible	30,04,95,370/-
3(i)(d)(ii) The opening and closing stocks of goods produced	8,22,89,530/- / 11,99,81,050/-
3(i)(e) In the case of trading companies, the purchase made and the opening and closing stocks	N/A
3(i)(f) In the case of Companies rendering or supplying services, the gross income derived from services rendered	N/A
3(i)(g) Opening and closing stocks, purchases, sales and consumption of raw materials with value and quantity breakup for the Company, which falls under one or more categories i.e. manufacturing and/or trading	30,04,95,370/-
3(i)(h) In the case of other companies, the gross income derived under different heads	N/A
3(i)(i) Work-in-progress, which have been completed at the commencement and at the end of the accounting period	4,55,59,457/-
3(i)(j) Provision for depreciation, renewals or diminution in value of fixed assets	4,04,67,545/-
3(i)(k) Interest on the debenture paid or payable to the Managing Director, Managing Agent and the Manager	N/A
3(i)(l) Charge for income tax and other taxation on profits	2,26,83,903/-
3(i)(m) Reserved for repayment of share capital and repayment of loans	N/A
3(i)(n)(i) Amount set aside or proposed to be set aside, to reserves, but not including provisions made to meet any specific liability, contingency or commitment, known to exist at the date as at which the balance sheet is made up.	N/A
3(i)(n)(ii) Amount withdrawn from above mentioned reserve	N/A
3(i)(o)(i) Amount set aside to provisions made for meeting specific liabilities, contingencies of commitments.	N/A
3(i)(o)(ii) Amount withdrawn from above mentioned provisions, as no longer required.	N/A
3(i)(p) Expenditure incurred on each of the following items, separately for each item: (i) Consumption of stores and spare parts (ii) Power and Fuel (iii) Rent (iv) Repairs of Buildings (v) Repairs of Machinery (vi) Salaries, wages and bonus (vii) Contribution to provident and other funds (viii) Workmen and staff welfare expenses to the extent not adjusted from any previous provision or reserve.	i) 41,21,949/-, ii) 2,89,31,162/-, iii) 30,10,711/-, iv) 7,53,349/-, v) 9,20,760/-, vi) 5,80,98,332/-, vii) N/A, viii) N/A



**42.00 Subsequent Disclosure of Events after the Balance Sheet Date - Under IAS 10**

There is no non-adjusting post balance sheet event of such importance, non disclosure of which would affect the ability to the users of the financial statements to proper evaluation and decision.

**43.00 Details of Lease Agreement:**

There is no lease assets. So no lease agreement was required or signed.

**44.00 Disclosure as per requirement of schedule XI, Part - I ( A. Horizontal Form) of Companies Act. 1994**  
**Accounts Receivable**

F. In regard to sundry debtors the following particulars shall be given separately:-

**45.00 ( I ) Debt considered good in respect of which the company is fully secured :**

The debtors occurred in the ordinary course of business are considered good and secured.

**(II) Debt considered good for which the company hold no security other than the debtors personal security**

There is no such debt in this respect as on 31st December- 2012.

**(III) Debt considered doubtful or bad**

The company does not make any provision for doubtful debts as on 31st Dec-2012, because of the fact that sales/export are being made on regular basis with fixed maturity dates.

**(IV) Debt due by directors or other officers of the company**

There is no such debt in this respect as on 31st December-2012

**(V) Debt due by Common Management**

There are no amount due form sister company under common management as on 31st December-2012.

**(VI) The maximum amount due by directors or other officers of the company**

There is no such debt in this respect as on 31st December-2012.

**46.00 Approval of the financial statements:**

These financial statements were authorized for issue in accordance with a resolution of the company's Board of Directors on.....

**47.00 General****a Comparative amounts**

Wherever considered necessary previous year's figures have been restated, in order to conform to current year's presentation.

**b Presentation currency**

The annexed financial statements are presented in Bangladeshi currency (Taka), which have been rounded off to the nearest Taka.

**48.00 Proposed Dividend**

The board of directors has proposed a dividend @ 12% on the net profit of the Company subject to the approval by the share holders in AGM.

**49.00 Internal Control**

The following steps have been taken for implementation of an effective internal control procedure of the Company:

A strong internal control and compliance division has been formed with a view to establish a well desgated system of internal control.

Regular review of internal audit reports with view to implement the suggestion of internal auditors in respect if internal control technique.

To establish an effective management system that includes planning, organizing and supervising culture in the factory as well as at Head Office.

**50.00 Contingent Liability**

There is no contingent liabilities of the Company for the year-2012.

**51.00 General Comments and Observations**

Previous period's figure have been regrouped/reclassified wherever considered necessary to confirmed to current period's presentation. Figures have been rounded off to the nearest taka, as the currency represented in this financial statement.

All shares have been fully called and paid up.

Auditor's are paid only statutory audit fees.


No foreign exchange remitted to the relevant shareholders during the period under audit.


No amount of money was expended by the company fo rcompensating any members of the Board for special service rendered.

There was no bank guarantee issued by the company on behalf of Directors.

  
Chairman

  
Managing Director

  
Company Secretary

  
Rahman Mustafiz Haq & Co.  
Chartered Accountants





**Schedule of Fixed Assets**  
As of 31st December, 2012

**Annexure-01**

Particulars	Cost				Rate %	Depreciation For the year	WDV as on 31-12-12
	WDV 01-01-2012	Addition	Revaluation Surplus	31-Dec-12			
Land and Land Development	141,129,614	4,389,248	147,670,386	293,189,248	-	-	293,189,248
Machineries	347,755,543	58,730,002	-	406,485,545	7%	26,398,438	380,087,107
Factory Buildings	94,027,401	23,227,031	202,736,070	319,990,502	5%	5,282,046	314,708,456
Factory Buildings(Staff Quarter)	-	14,562,137	-	14,562,137	5%	364,053	14,198,084
Motorcycle	328,458	120,600	-	449,058	20%	77,752	371,306
Furniture and Fixtures	5,763,533	2,212,638	-	7,976,171	10%	686,985	7,289,186
Office Equipment	3,427,563	1,290,887	-	4,718,450	20%	814,601	3,903,849
Factory Equipment	3,517,973	1,879,868	-	5,397,841	20%	891,581	4,506,260
Office Decoration	7,961,378	1,650,905	-	9,612,283	10%	878,683	8,733,600
Deep Tubewel & Pump	525,921	15,700	-	541,621	15%	80,066	461,555
Air Cooler	2,519,377	908,000	-	3,427,377	20%	594,675	2,832,702
Power Station	1,887,926	-	-	1,887,926	15%	283,189	1,604,737
Telephone Installation	456,288	39,190	-	495,478	15%	71,382	424,096
Crockeries and Cutleries	80,220	9,910	-	90,130	20%	17,035	73,095
Gas Line Installation	16,829	-	-	16,829	10%	1,683	15,146
Vehicles	14,661,558	10,930,638	-	25,592,196	20%	4,025,375	21,566,820
<b>Total</b>	<b>624,059,581</b>	<b>119,966,754</b>	<b>350,406,456</b>	<b>1,094,432,791</b>		<b>40,467,545</b>	<b>1,053,965,246</b>

**Depreciation Charged to**

Particulars	31-Dec-12	31-Dec-11
Factory Overhead	33,895,732	41,435,943
Administrative Overhead	6,571,814	4,508,074
<b>Total</b>	<b>40,467,545</b>	<b>45,944,017</b>



**Accounts Receivable**  
**For the year ended December 31, 2012**

Annexure-02

Particulars	12/31/2012	12/31/2011
ACI Ltd.	1,712,347	323,656
Apex Pharma Ltd.	695291	-
Aristo Pharma-Dhaka	1,072,591	724,870
Bangladesh Medical College Hospital	217,493	137,868
Bangladesh Institute of Health Science & Hospital	259693.50	-
BEACON Pharmaceuticals Ltd.	740540.61	-
Beximco Pharma-Dhanmondi	2,401,673	451,918
Birdem Hospital-Shahbag	229,219	451,281
Care Bangladesh-Dhaka	627,779	432,867
Central Hospital Ltd	61,786	23,610
Dhaka Medicak College Hospital	1,440,985	-
Drug International Ltd-Dhaka	464,852	367,705
Globe Pharmaceuticals Ltd.	996135.25	-
HCDP Pharmacy-Mirpur	114047.25	-
Healthcare Pharmaceuticals	1768979.47	-
Sanofi Aventies Ltd.-Dhaka	1,385,186	733,430
Ibrahim Cardiac Hospital-Birdem	16,627	55,552
IBN Sina Pharmaceuticals	101943.20	-
Incepta Pharmaceuticals Ltd-Savar	3,202,682	1,823,880
Lab Aid Ltd	403,538	448,249
Noverties BD Ltd.-Tongi	364,005	25,828
Novo Healthcare & Pharma Ltd.-Mirpur	322425.30	-
Navana Health Care Ltd.	1628434.15	-
Orion Infusions Ltd	1,820,163	528,032
Orion Pharmaceuticals-Dhaka	2,318,756	1,136,048
Popular Pharmaceuticals	2,043,341	2,280,123
Popular Diagnostic Centre	448,968	598,495
Pharmasia Ltd.	890679.33	-
Rangs Pharmaceuticals Limited	710,788	744,803
Renata Limited-Dhaka	1,993,121	2,364,257
Radiant Pharmaceuticals Ltd.	132913.90	-
R.A.K. Pharmaceuticals Pvt. Ltd.	1233556.48	-
SK+F Bangladesh Ltd.	2,837,086	3,445,312
Square Cephalosporins Ltd	6,911,617	3,328,076
Square Hospitals Ltd	402,409	344,491
Save the Children	65290.40	-
The ACME Laboratories Limited.	1,606,469	4,632,376
National Healthcare Network-Dhaka	387,925	246,421
Popular Infusions Ltd.-Dhaka	1,241,918	990,471
Square Pharmaceuticals Ltd.-Dhaka	2,084,405	391,550
All Dealers and others	9,732,689	1,297,211
<b>Total</b>	<b>57,090,349</b>	<b>28,328,380</b>



**JMI Syringes & Medical Devices Ltd.**  
**Sales Statement for the year-2012**

Name of Item	Qty	Rate	Value without VAT	VAT	Value with VAT
0.05cc Auto Disable Syringe	4,800,000	5.96	28,608,000.00	-	28,608,000.00
0.5cc Auto Disable Syringe	16,050,000	5.11	82,015,500.00	-	82,015,500.00
1cc Auto Disable Syringe	16,320,000	4.69	76,540,800.00	11,481,120.00	88,021,920.00
3cc Auto Disable Syringe	2,816,531	5.11	14,392,473.41	2,158,871.01	16,551,344.42
5cc Auto Disable Syringe	3,295,657	5.96	19,642,115.72	2,946,317.36	22,588,433.08
10cc Auto Disable Syringe	500,000	6.82	3,410,000.00	511,500.00	3,921,500.00
1cc Disposable Syringe	1,440,800	3.41	4,913,128.00	736,969.20	5,650,097.20
3cc Disposable Syringe	14,387,156	3.83	55,102,807.48	8,265,421.12	63,368,228.60
5cc Disposable Syringe	14,765,124	4.26	62,899,428.24	9,434,914.24	72,334,342.48
10cc Disposable Syringe	12,993,522	5.96	77,441,391.12	11,616,208.67	89,057,599.79
20cc Disposable Syringe	3,722,520	10.22	38,044,154.40	5,706,623.16	43,750,777.56
50cc Disposable Syringe	402,935	14.49	5,838,528.15	875,779.22	6,714,307.37
Blood Transfusion Set	53,640	12.78	685,519.20	102,827.88	788,347.08
Eye Gel Set 22G	78,000	18.75	1,462,500.00	219,375.00	1,681,875.00
Infusion Set	5,624,005	10.65	59,895,653.25	8,984,347.99	68,880,001.24
IV Cannula	52,150	9.37	488,645.50	73,296.83	561,942.33
JMI Bandage PVC Film	13,671,357	0.68	9,296,522.76	1,394,478.41	10,691,001.17
Needle	11,106,102	1.70	18,880,373.40	2,832,056.01	21,712,429.41
Scalp Vein Set	2,514,727	4.26	10,712,737.02	1,606,910.55	12,319,647.57
U- 100 Insulin Syringe 30G	961,600	6.31	6,067,696.00	910,154.40	6,977,850.40
U- 40 Insulin Syringe 30G	253,400	6.31	1,598,954.00	239,843.10	1,838,797.10
Urine Drainage Bag	8,860	12.78	113,230.80	16,984.62	130,215.42
<b>Total</b>	<b>125,818,086</b>		<b>578,050,158.45</b>	<b>70,113,998.77</b>	<b>648,164,157.22</b>



**Sundry Creditors**  
For the year ended December 31, 2012

Annexure-03

Name of the Party	12/31/2012	12/31/2011
Anam Trade International	(279,377)	1,417,175
Adonis Development	-	(100,000)
Advent Technology	185,039	467,220
Akij Cement Company Ltd.	597,870	-
Al-Amin Pailing Construction	(554,000)	-
Anisuzzaman-Contractor	(624,250)	-
Axis Resource Ltd.	(100,000)	-
Belal Bricks	(792,000)	-
Bhai Bhai Trading	(16,435)	(16,435)
Bindoo	110,808	-
Bismillah Lab & Engineering	56,749	56,749
BRB Cable Industries	-	421,415
City Agency	5,306	143,501
Confidence GEO Soil Engineers	(50,000)	-
Delowar Paint & Hardware	41,778	146,468
Design Printing & Packing	6,200,596	1,928,997
Electric Mistry- Mojibur	(121,462)	(91,500)
Energypac Engineering Ltd.	(500,000)	-
Fils Tailors & Fabrics	346,000	33,420
Fire Alarm & Security System	-	173,100
Genesis Union Ltd.	-	2,501,650
G.Kibria & Co	-	59,850
Hafsa International	38,432	-
H.M.Trade Link	123,816	36,787
H.N.Trading	2,116,806	1,866,753
Hi-Tech Plustic Industries	-	32,650
Hossain Trading Corporation	-	206,280
Jaso Enterprise	634,104	402,822
JMI CNG Despensing Ltd.	550,170	-
Khan Packaging	437,529	207,639
Magnum Steel Ind. Ltd.	989,386	-
M.M.Enterprise	146,591	113,800
Mahub Contractor-Mistry	(868,987)	2,630,054
Makers Steel & Engineering	72,000	72,000
Mashreqi Transport & Trading Co.	361,385	(83,762)
Milners Pimps Ltd.	(313,640)	40,667
M.R. Engineering	80,000	-
Navana Furniture	5,000	-
Newaz Steel	148,250	-
Western Agencies	681,058	(233,122)
Out of Home	(300,000)	-
Oshin Enterprise C & F	-	12,000
Paint Mistry-Wahid	17,736	17,736
Power Pac Engineering	631,706	-
Ratan Mistry	(273,125)	(72,400)
Rahman Mustafiz & Co.	63,000	-
Rifa Enterprise	255,415	15,000
Rumpa Chemicals	86,601	134,501
S.R.Business Network	-	12,658
Sanitary Mistry-Siddiquir Rahman	-	15,000
Sarwar and Brothers	206,636	781,185
Sefa Prokowsal	100,000	100,000
Sraboni Enterprise	(526,348)	(400,000)
Standard Insurance Ltd.	12,250	68,270



**Sundry Creditors**  
**For the year ended December 31, 2012**

Annexure-03

Name of the Party	12/31/2012	12/31/2011
Star Syringe Ltd.	4,711,868	4,711,868
Sunmyung International Inc	8,936,660	10,866,711
Sunyd Poly Vinyle	48,698	288,877
T.S.Products	-	(31,150)
T.M. Autos Ltd.	-	1,486,600
Tiles Mistry-Shaid Ullah	(274,562)	(232,462)
Utility Professional	28,400	28,400
Unik Check	1,835,490	-
Zakia Enterprise	61,875	-
<b>Total</b>	<b>25,330,820</b>	<b>30,236,972</b>



# JMI Syringes & Medical Devices Ltd.

## Details of Director Remuneration for the Year-2012

Annexure-4

Head Office

SL No.	Name	Remuneration	Bonus	Total Amount
1	Mr. Md. Javed Iqbal Pathan	840,000.00	84,000.00	924,000.00
2	Mr. Md. Abdur Razzaq	840,000.00	84,000.00	924,000.00
3	Mr. Md. Abdul Majid Patwary	180,000.00	18,000.00	198,000.00
4	Mr. Md. Abu Jafar Chowdhury	1,015,000.00	84,400.00	1,099,400.00
<b>Total</b>		<b>2,875,000.00</b>	<b>270,400.00</b>	<b>3,145,400.00</b>

Factory

SL No.	Name	Remuneration	Bonus	Total Amount
1	Mr. Md. Golam Mostafa	1,373,333.00	116,050.00	1,489,383.00
				-
<b>Total</b>		<b>1,373,333.00</b>	<b>116,050.00</b>	<b>1,489,383.00</b>

<b>Grand Total</b>		<b>4,248,333.00</b>	<b>386,450.00</b>	<b>4,634,783.00</b>
--------------------	--	---------------------	-------------------	---------------------

